

**JBL**


**Casque audio  
TUNE 760NC NOIR**

# QUICK START GUIDE

TUNE750BTNC



## WHAT'S IN THE BOX



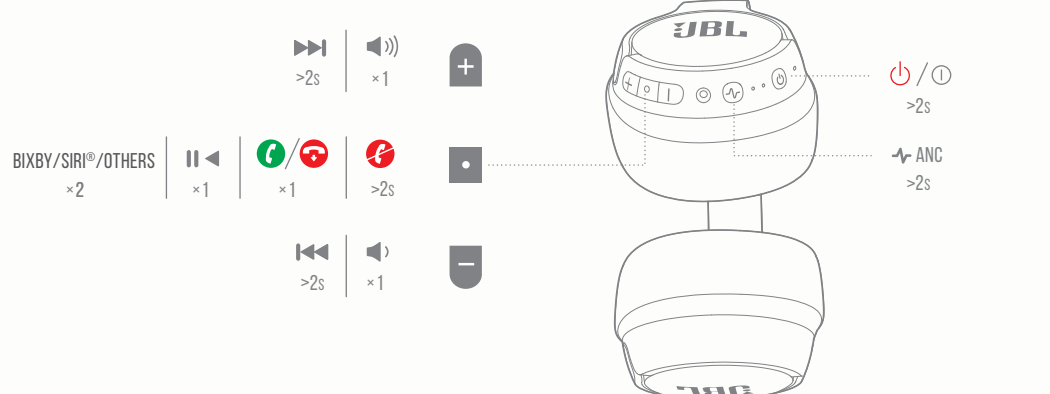
## POWER ON & CONNECT



## MANUAL PAIRING



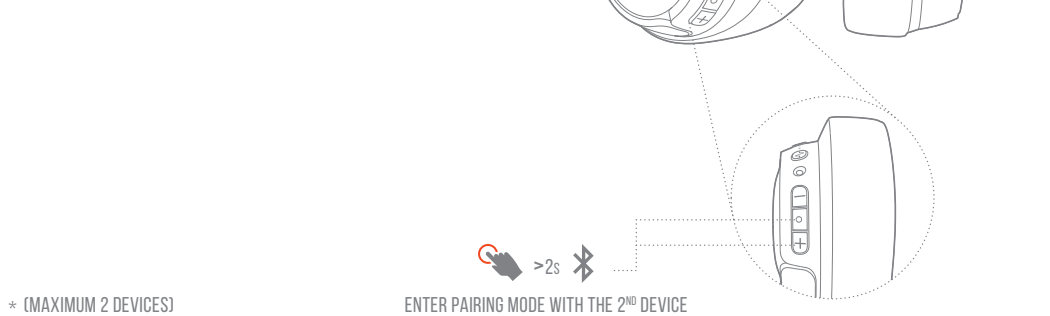
## BUTTON COMMAND



## WIRED LISTENING



## MULTI-POINT CONNECTION



- 1 TO SWITCH MUSIC SOURCE, PAUSE THE MUSIC ON THE CURRENT DEVICE AND SELECT PLAY ON THE 2<sup>ND</sup> DEVICE.
- 2 PHONE CALL WILL ALWAYS TAKE PRIORITY.
- 3 IF ONE DEVICE GOES OUT OF BLUETOOTH RANGE OR POWERS OFF, YOU MAY NEED TO MANUALLY RECONNECT THE REMAINING DEVICE.
- 4 SELECT "FORGET THIS DEVICE" ON YOUR BLUETOOTH DEVICES TO DISCONNECT MULTI-POINT.

1<sup>ST</sup> BLUETOOTH DEVICE

CHOOSE "JBL TUNE750BTNC" TO CONNECT

2<sup>ND</sup> BLUETOOTH DEVICE

## CHARGING



## LED BEHAVIORS

- LOW BATTERY
- CHARGING
- FULLY CHARGED
- POWER ON/OFF
- BT CONNECTING
- BT CONNECTED
- ANC ON

